




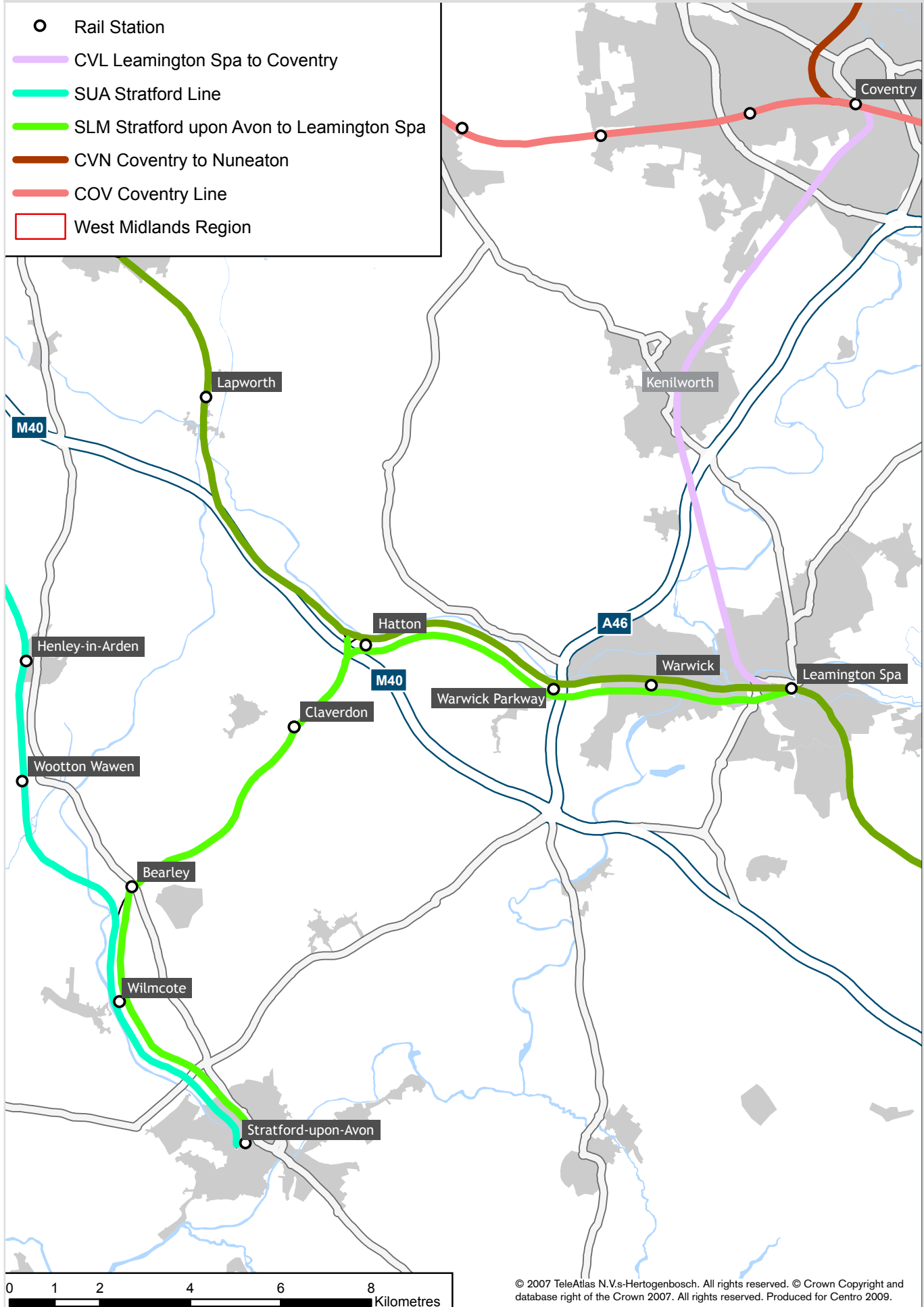


SLM Stratford upon Avon to Leamington Spa

Route Map

-  Rail Station
-  CVL Leamington Spa to Coventry
-  SUA Stratford Line
-  SLM Stratford upon Avon to Leamington Spa
-  CVN Coventry to Nuneaton
-  COV Coventry Line
-  West Midlands Region



© 2007 TeleAtlas N.V.s-Hertogenbosch. All rights reserved. © Crown Copyright and database right of the Crown 2007. All rights reserved. Produced for Centro 2009.

Route Description

Route Description

This route provides Stratford with a direct connection to London and the south. However it provides a circuitous link between Leamington and Stratford compared to the more direct road network and the provision of only 10 services in each direction per day reduces the attractiveness of the route.

The line also provides an alternative route between Stratford and Birmingham via Solihull, however there is no effective passenger service operating this route at present.

Chiltern Railways is the main operator on the line, providing the direct London services. The intermediate stations have a very sparse service and are poorly used.

Key Growth Drivers

- » Tourism growth in Stratford
- » Potential Stratford Parkway station with direct London service

Current Constraints

- » Single line between Bearley and Hatton
- » Line speed
- » Operational constraints at Leamington and Stratford
- » Level of franchise specification and funding

Schemes By Control Period

2009-2014 (Control Period 4)	2014-2019 (Control Period 5)
Infrastructure: Shirley to Stratford resignalling IN16 Improved track layout at Stratford IN17	Infrastructure: Leamington station track layout improvements IN23 Increased track and signalling capacity between Hatton and Bearley IN88
Stations: Stratford station area redevelopment ST34 New station at Stratford Parkway ST35 Improved car parking facilities at Hatton, Leamington Spa and Warwick Parkway expansion ST43 Warwick station improvements ST45 Step-free access at Warwick ST50	Stations:
Services: Faster Chiltern Railways services between London and Birmingham SV24	Services: Improved Stratford to Solihull links SV16
Freight:	Freight:
Other Potential Schemes: Route electrification IN21	

Schemes highlighted in bold have funding identified

